

# Good Attendance means.....

Being in school at least 95% of the time or 180 to 190 days

Pupils have 175 days holiday!

All this time for shopping, holidays and appointments

0 days off = 190 school days in  
each year  
100% attendance

19 days absence = 90%  
attendance  
29 days absence = 85%  
attendance

38 days absence = 80%  
attendance

EXCELLENT ATTENDANCE

"WELL DONE"

POOR ATTENDANCE

"I'M WORRIED"

VERY POOR ATTENDANCE

"I'M SERIOUSLY CONCERNED"

**DID YOU KNOW?** A fortnight absence in term time means that the highest attendance a child can achieve is 94.7%

- We do not authorise holidays
- Parents and carers can request a form for special consideration for absence.
- The school reserves the right to issue a Penalty Notice in line with Kirklees Code of Conduct should unauthorised absences take place.

## ATTENDANCE TEAM

The Attendance Team are dedicated to ensuring that children attend school consistently, regularly and promptly. They should be your first port of call in the event of any issues you may be having with attendance.

Please ask to speak to Miss Fellows or Mrs Lowe

Please ask to speak to Mrs Moseley or Mrs Coates

## **CAMPUS ATTENDANCE TARGETS AND PHILOSOPHY**

To continue to raise attendance in line with National Targets.

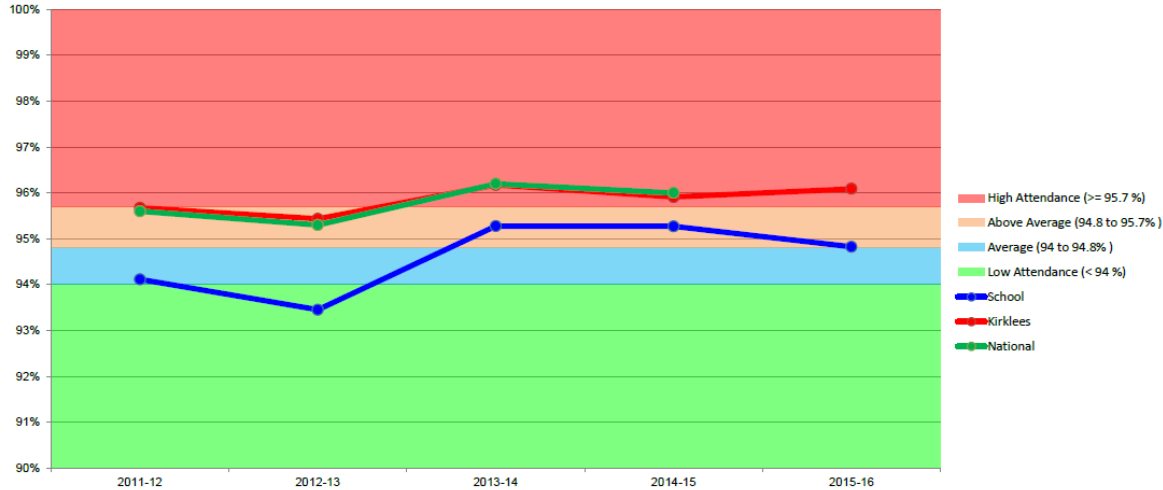
## Rawthorpe Junior School

### Attendance Trend

		2011-12	2012-13	2013-14	2014-15	2015-16
% Authorised Absence	School	4.2%	5.5%	3.7%	3.5%	3.8%
	Kirklees	3.7%	3.8%	3.0%	3.2%	3.1%
	National	3.7%	3.9%	3.0%	3.1%	
% Unauthorised Absence	School	1.7%	1.1%	1.0%	1.2%	1.4%
	Kirklees	0.6%	0.8%	0.8%	0.9%	0.8%
	National	0.7%	0.8%	0.8%	0.9%	
% Attendance	School	94.1%	93.4%	95.3%	95.3%	94.8%
	Kirklees	95.7%	95.4%	96.2%	95.9%	96.1%
	National	95.6%	95.3%	96.2%	96.0%	
% Persistent Absentee - pupils absent for at least 10% of their own possible sessions	School	19.5%	19.5%	15.1%	13.6%	14.7%
	Kirklees	10.3%	10.3%	7.7%	9.0%	8.5%
	National	11.8%	13.3%	9.9%	10.1%	9.0%

Pupils aged between 5 and 15 who attended for at least one session: 2011-12 five half-terms, 2012-13 to 2014-15 six half-terms, 2015-16 four half-terms  
 Persistent absence national figures relate to the autumn term of each school year

### % Attendance



We are an all inclusive campus working together with pupils, families and outside agencies to support all pupils in achieving their full personal and academic potential.

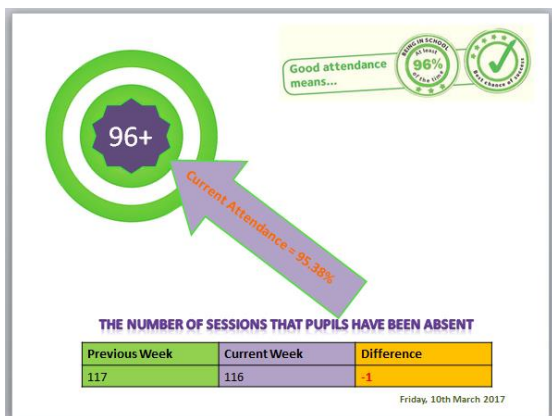
## ATTENDANCE TEAM AIMS

- To ensure that all pupils attend school on a regular basis and use the systems in place to identify pupils who are late or have poor attendance.
- To provide the support needed for pupils and families who are experiencing difficulties using all resources available.
- To celebrate in the success of pupils who are achieving regular attendance.

## Celebrating attendance

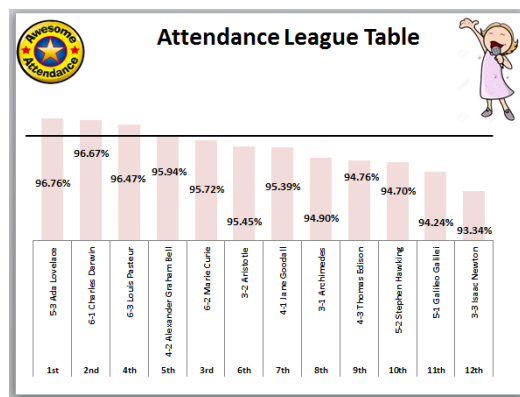
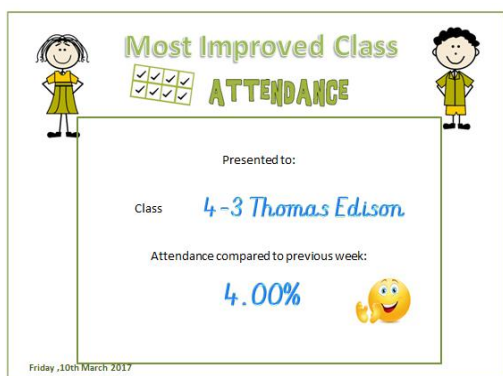
Weekly BINGO – classes earn a class reward for achieving BINGO – A letter for every day that they achieve 100% attendance

Miss Fellows/Mrs Moseley celebrate and reward improvements by classes or individuals.



### Friday Celebration assembly

Each week we share the whole school attendance figures and celebrate classes in a league table – the class at the top and the most improved receive a trophy and certificate and choose their weekly class reward.



At the end of each half term the class with highest attendance get to enjoy a non uniform day.

Each term we celebrate attendance with awards - bronze = 1 term 100%, silver = 2 terms 100% and Gold 3 terms 100%. We also recognise the children who have may have been absent but have then worked hard to improve their attendance e.g are no longer deemed to be persistent absentees.

We also work hard to celebrate and provide initiatives on an individual basis where attendance has been highlighted as a priority improvement area.