



SUCCESS FOR ALL



Exam support @ NLC



Tuesday 7th May

- 8am to 8:30am – **Health & Social Care Breakfast Brian Buster** – in SC6 (opposite the Hall)
- 8:30am – All pupils taking Health & Social Care in the High School canteen to be registered. Breakfast available.
- 8:45am – All pupils taking Health & Social Care will be escorted to the exam venue.



Wednesday 8th May

- 3:15pm – Choice!
 - Maths SFA (swapped to a Wednesday this week)
 - Sports Studies – Last Chance SFA – TE1 (will count to Passport to Prom)



Thursday 9th May

- 8am to 8:30am – **Sports Studies Breakfast Brian Buster** – in TE1
- 8:30am – All pupils taking Sports Studies in the High School canteen to be registered. Breakfast available.
- 8:45am – All pupils taking Sports Studies will be escorted to the exam venue.
- 3:15pm – **Science Last Chance SFA** – Biology – Your normal Science room




Friday 10th May

- 8am to 8:30am – **Biology Breakfast Brian Buster** – in SC2 (Higher) & SC6 (Foundation)
- 8:30am – All pupils meet in the High School canteen to be registered. Breakfast available.
- 8:45am – All pupils will be escorted to the exam venue.
- 3:15pm – **Science Last Chance SFA** – Biology – Your normal Science room






Exam time @ NLC

- Morning exam – be in the dining area for **8:30am.**
 - Breakfast will be available before every morning exam.
 - 8:30am to 8:40am – register
 - 8:45am to 8:55am – going into exam venue
 - 9am – Exam begins.
- 

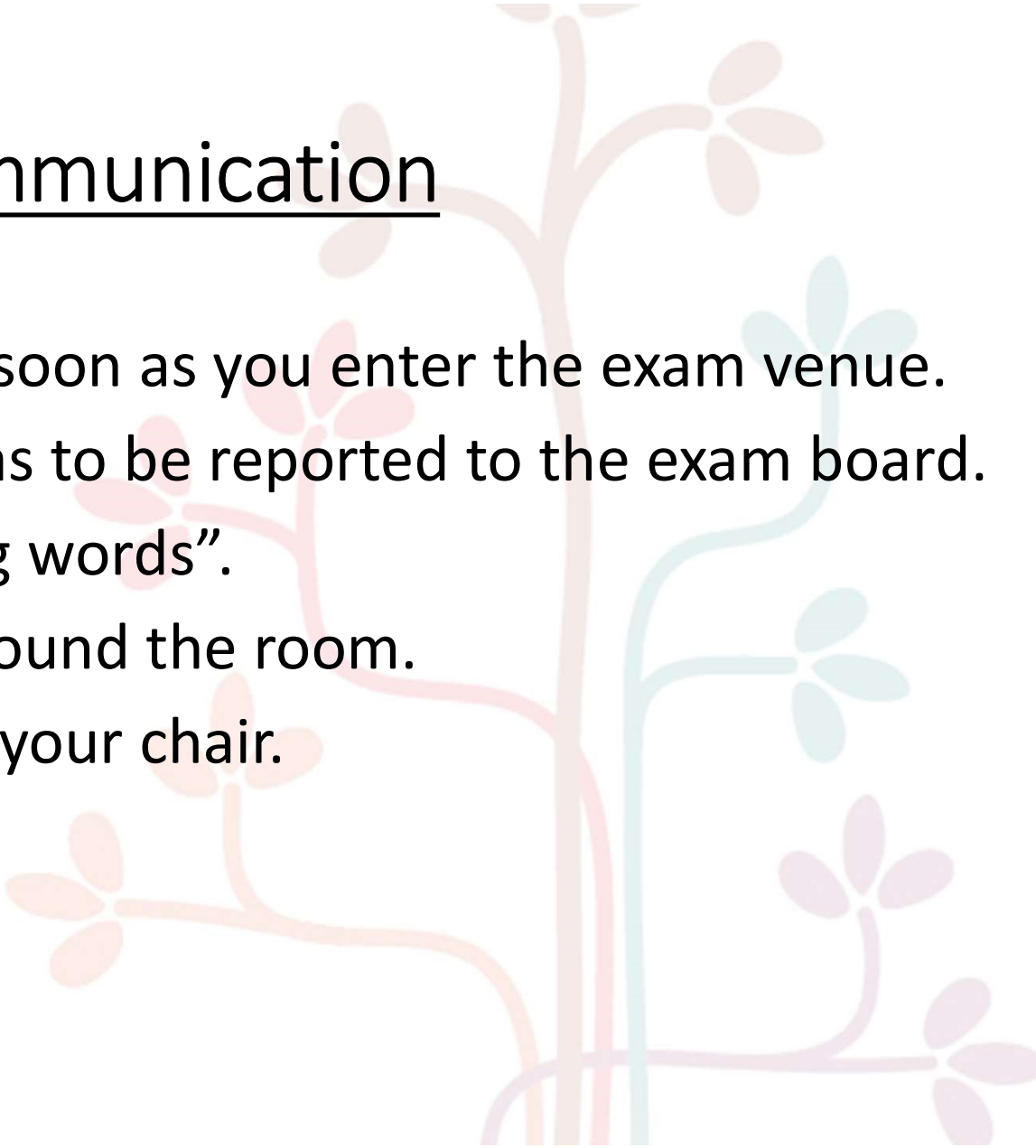


Exam time @ NLC

- Afternoon exam – be in the dining area for **12:45pm.**
 - Lunch will be from **12:15pm** on these days
 - 12:45pm to 12:50pm – register
 - 12:50pm to 12:55pm – going into exam venue
 - 1pm – Exam begins.
- 



Talking/communication

- No talking as soon as you enter the exam venue.
 - Any talking has to be reported to the exam board.
 - No “mouthing words”.
 - No looking around the room.
 - No turning in your chair.
- 

Mobile Phones




- Mobile phones are not allowed in the exam venue.
- School advice is to not bring your mobile phone in on the day of an exam.
- If you do bring it in, then hand it in at the start of the exam.
- Make sure your mobile phone is switched off when handed in.

Ear Phones



- Ear phones are not allowed in the exam venue.
- School advice is to not bring your ear phones in on the day of an exam.
- If you do bring them in, then hand them in at the start of the exam.
- Make sure your ear phones are not in you ears when you enter the exam venue.




Smart Watches



- Smart watches are not allowed in the exam venue.
- School advice is to not bring your smart watch in on the day of an exam.
- If you do bring it in, then hand it in at the start of the exam.
- Make sure your smart watch is not on your wrist when you enter the exam venue.

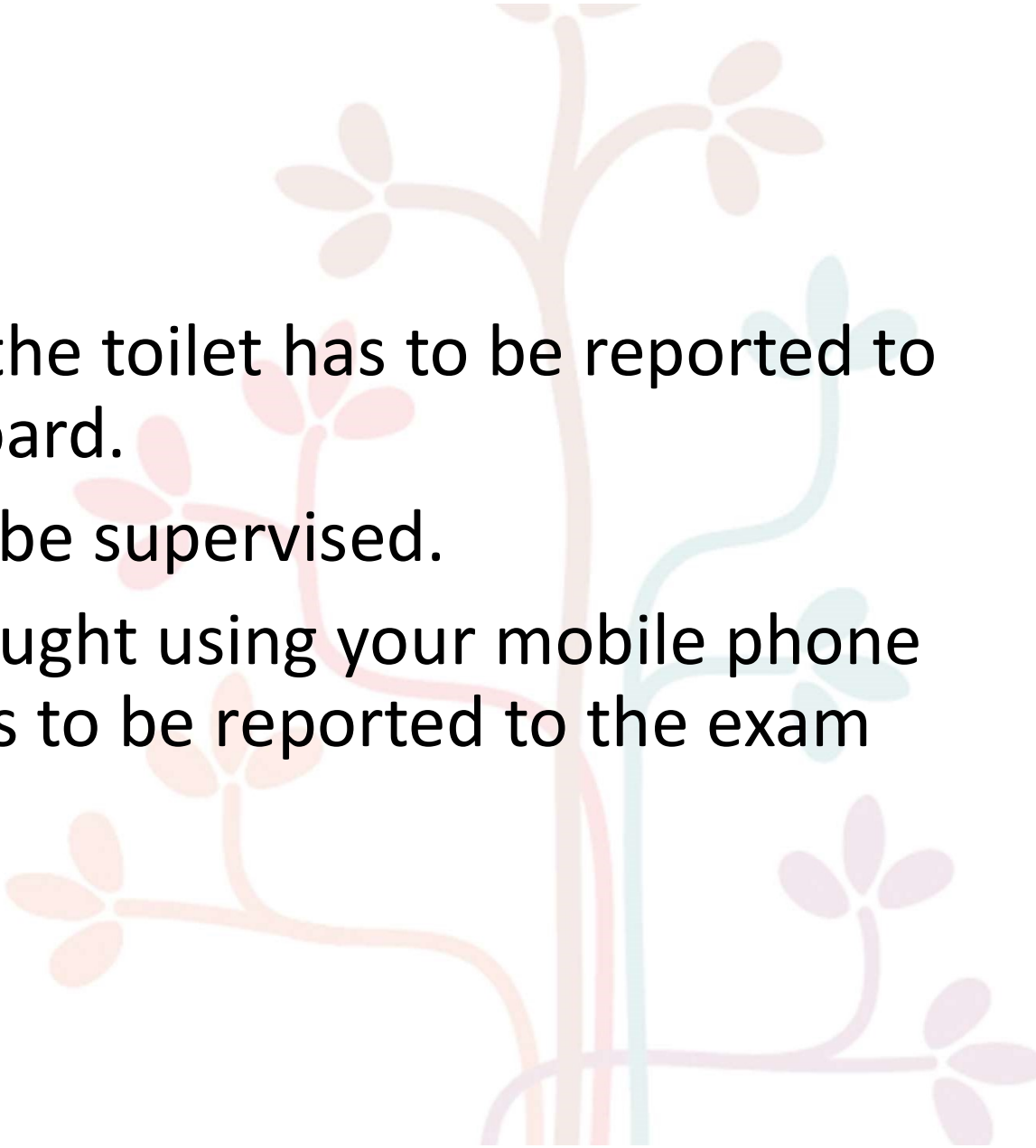
Bottles

- You are allowed water in the exam.
- It must be in a clear plastic bottle.
- No labels.
- Completely transparent.



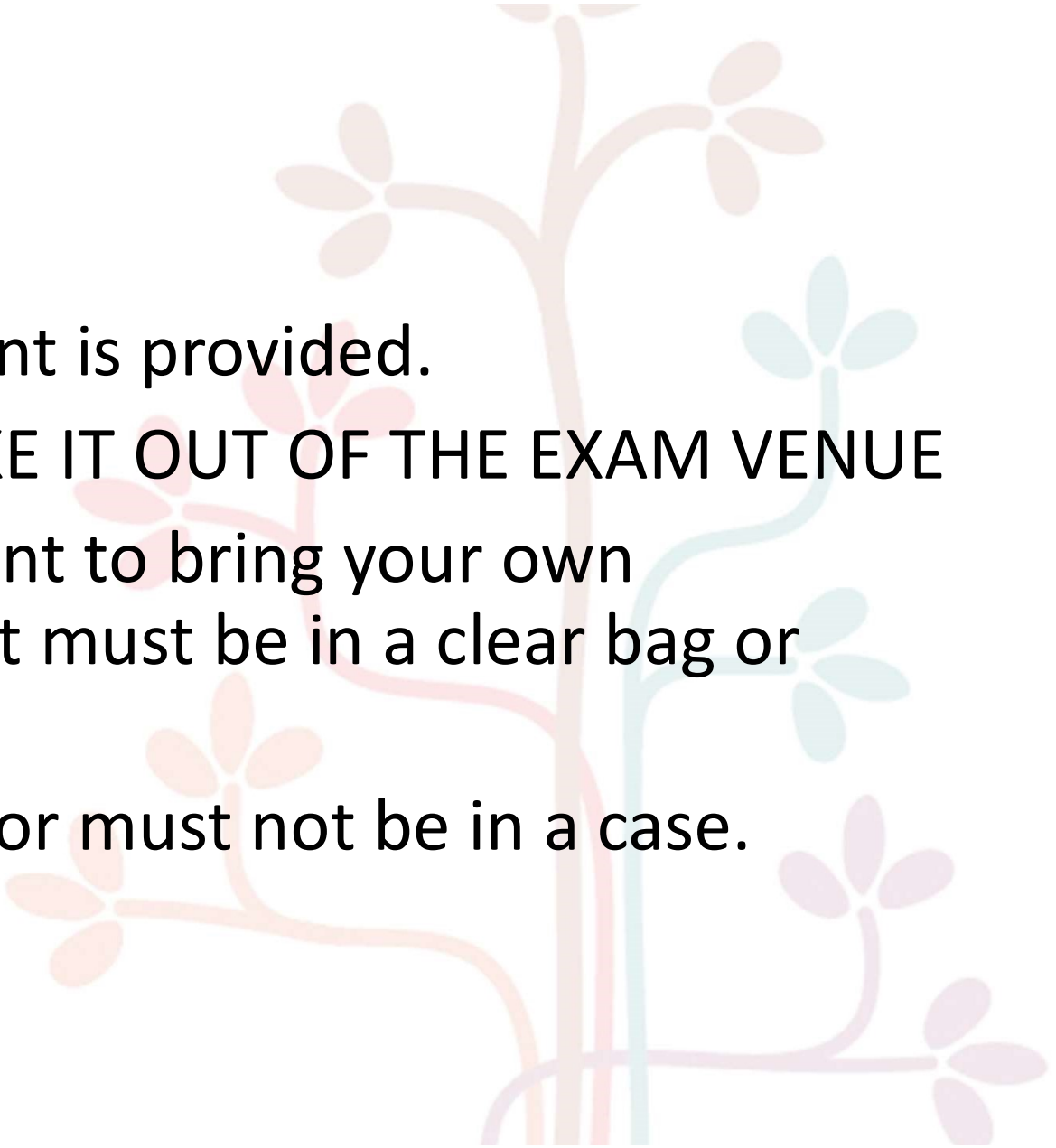


Toilet

- Any visit to the toilet has to be reported to the exam board.
 - You have to be supervised.
 - If you are caught using your mobile phone then this has to be reported to the exam board.
- 



Equipment

- All equipment is provided.
 - **DO NOT TAKE IT OUT OF THE EXAM VENUE**
 - If you do want to bring your own equipment it must be in a clear bag or pencil case.
 - Any calculator must not be in a case.
- 

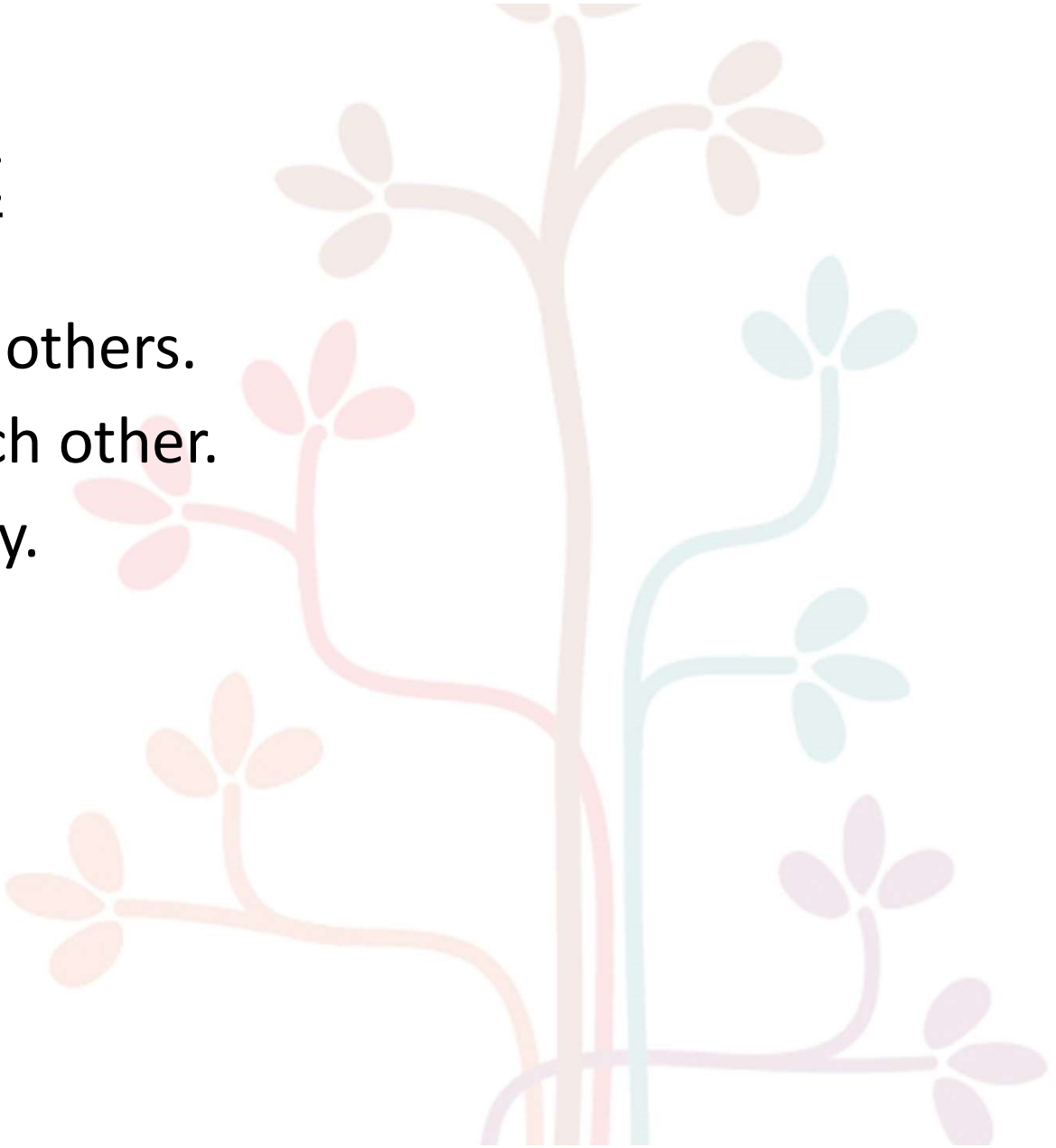


Exam basics

- Make sure you have the correct paper!
- Put your full name, centre number and candidate number on the paper.
- Read and listen to all instructions carefully.
- Try everything you are expected to answer.
- Pace yourself. Use all your time.
- Check everything.

A vertical decorative banner on the left side of the slide. It has a dark red background. At the top, a white line represents a tree trunk that branches out into several small, five-petaled flowers. At the bottom, there is a white logo consisting of the letters 'Nc' in a stylized font, with the text 'NETHERHALL LEARNING' curved below it and 'STAIRWAY CAMPUS' curved above it.

Team effort

- Be mindful of others.
 - Look after each other.
 - Show empathy.
 - Be kind.
- 
- A large, faint, decorative illustration of a tree on the right side of the slide. The tree has a central trunk and several branches extending outwards. The branches are colored in shades of pink, light blue, and light purple. Each branch ends in a small, five-petaled flower.