

IMPROVING COMMUNICATION WITH PARENTS




helping
schools
inspire

Have you completed your Admission Form?

In order to communicate effectively with you, we need to make sure that on the Admission Form we have your:

- ▶ Mobile phone number
- ▶ Email address

IMPROVING COMMUNICATION WITH PARENTS VIA OUR SCHOOL APP



- We are excited to offer a new system of communication that will allow information to flow smoothly between home and school in the easiest way possible.
- SIMS Parent has proven to be the most effective way of communicating with our parents.

Getting started with the SIMS Parent app

Step 1 - How do I register?

- ▶ You will receive a registration email from noreply@sims.co.uk containing a unique invitation code.
- ▶ Click **Accept Invitation**. If you cannot find this email, check your SPAM/Junk folder before contacting school.

You're invited to start using SIMS Parent to manage your child's personal details at GreenAb. If enabled by the school, you can also view child's attendance, school reports, homework assignments and more.

Simply accept this invitation and register within 90 days.

Accept Invitation

If the button above doesn't work, copy and paste the following link into your browser.

<https://registration.sims.co.uk>

Should you need to enter it, your personal invite code is: **XVG9BTMRXT**

Step 2 - How do I register?

- ▶ The **Activate Your Account** screen is displayed.
- ▶ The **Invitation Code** field is already filled with the unique code from your email.
- ▶ Enter your email address as **Username** and click **Next**.

Activate Your Account

So that we can confirm your identity, please enter your email address and personal invitation code.

Username

Invitation Code

Next

Alternatively you may complete the registration using an External Account.

Register with an External Account

Step 3 - How do I register?

- ▶ At the **Account Registration** screen, answer the security question and click the **Next** button.
- ▶ This is for security purposes only. This information will not be used in the SIMS Online Services system.

Account Registration

So that we can confirm your identity, please answer your security question below.

What is the date of birth of one of your children at the school?

Next

Step 4 - How do I register?

- ▶ At the **Create a Strong Password** screen, create a password for the new account you are creating and click **Next**.

Create a Strong Password

At least one capital letter ✓
At least one number ✓
At least one special character ✓
At least 8 characters ✓

Password

●●●●●●●●

Confirm Password

●●●●●●●●

Show Password

Next

Step 5 - How do I register?

- ▶ Once your account has been registered, you need to validate it.
- ▶ Check your email inbox for an email from **SIMS ID** Registration.

Account Registration

Your account has been successfully created. Please read the email we have sent to your email address and follow the instructions to validate your account.

Remember to check in your SPAM folder

Step 6 - How do I register?

- ▶ Click the **Verify My Email** button in the SIMS ID Registration email.
- ▶ Click the **Sign In** button on the screen confirming your email address has been validated.

Dear Adele Abimbola,

Please click the link below to verify your email address and log in to your SIMS ID account.

[Verify My Email](#)

Account Registration

We have validated your email address, thank you.

[Sign In](#)

Once you have successfully registered for the SIMS Parent App, you can download the App or go online

To access SIMS Parent App from a computer via the web, go to www.sims-parent.co.uk

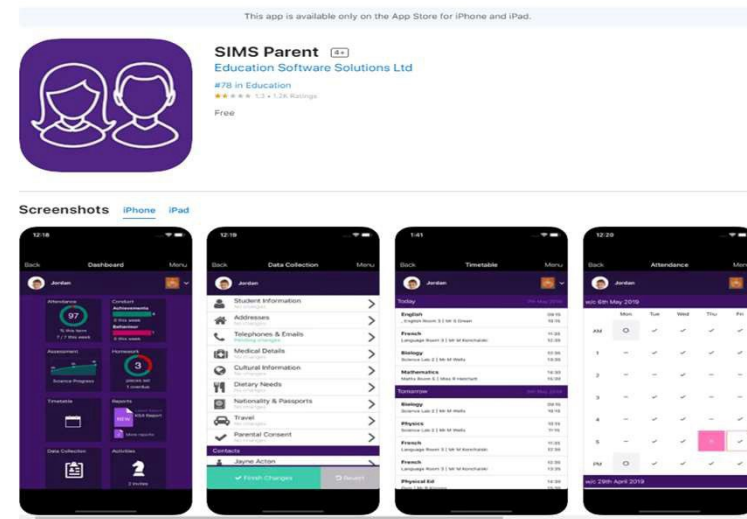
To access SIMS Parent App from your mobile phone via Google Play or Apple App

Sign in to SIMS Parent



ESS: Check Service Status

Secured by SIMS ID



What does the app offer?



- Real-Time Information
- Up to date reports
- Attendance Information
- Behaviour Information
- Timetables
- Data Collection Sheets
- Homework information
- Relevant Calendar Events

Sign in to SIMS Parent



ESS | **SIMS**

ESS: [Check Service Status](#)

 Secured by SIMS ID


Navigating Your Home Page

Student button

A button for each child you have in school will be available for you to access.

The screenshot shows the top navigation bar of the Netherhall Learning Campus High School website. The header includes the school's name, contact information (phone: 01484 382140, email: info@nlonline.org.uk, website: www.nlonline.org.uk), and a repeating pattern of the school's logo. Below the header, there is a navigation menu with a 'Calendar' button showing '21' and '0 Today', '0 Tomorrow', and a 'SIMS Options' button. A user profile section displays the name 'Yacob' with a circular icon containing the letter 'Y'. Below this, there are three student buttons for 'Yonas', 'Rebekah', and 'Henock', each with a circular icon. A large red arrow points to the 'Rebekah' button.

School Details



- School contact details.
- Key dates throughout the school year.


Netherhall Learning Campus High School

Netherhall Learning Campus High School
Nether Hall Avenue
Rawthorpe
HUDDERSFIELD
HD5 9PG
United Kingdom

01484 382140
info@nlconline.org.uk
www.nlconline.org.uk

Key Dates

Summer Term ends	22 Jul 2024
Inset Day	22 Jul 2024
Summer Holiday starts	23 Jul 2024
Summer Holiday ends	1 Sep 2024
Autumn Term starts	2 Sep 2024
Inset day	2 Sep 2024
October half term starts	28 Oct 2024
October half term ends	1 Nov 2024
Inset day	29 Nov 2024
Autumn Term ends	20 Dec 2024
Christmas Holiday starts	21 Dec 2024



Messages

- Direct messages from school similar to text messages.

e.g. behaviour

The screenshot shows a mobile application interface. On the left is a dark sidebar menu with the following items: Home (with a house icon), School Details (with an information icon), Messages (highlighted in blue with an envelope icon), Calendar (with a calendar icon), SIMS Options (with a list icon), and Damarae (with a red circular profile picture). On the right is the main content area. At the top, it says 'Last updated 21/06 13:48:37' and has a 'Refresh' button. Below this is a list of messages for 'Damarae', each with a date, a red circular profile picture, and a message title and category. The messages are: 19 Jun 2024: '1 new behaviour incident for Damarae.' (Conduct); 19 Jun 2024: 'Damarae has 3 new achievements.' (Conduct); 18 Jun 2024: 'Damarae has 1 new achievement.' (Conduct); 18 Jun 2024: '1 new behaviour incident for Damarae.' (Conduct); 17 Jun 2024: 'Damarae has 8 new achievements.' (Conduct); 17 Jun 2024: '2 new behaviour incidents for Damarae.' (Conduct).

Date	Message	Category
19 Jun 2024	1 new behaviour incident for Damarae.	Conduct
19 Jun 2024	Damarae has 3 new achievements.	Conduct
18 Jun 2024	Damarae has 1 new achievement.	Conduct
18 Jun 2024	1 new behaviour incident for Damarae.	Conduct
17 Jun 2024	Damarae has 8 new achievements.	Conduct
17 Jun 2024	2 new behaviour incidents for Damarae.	Conduct

Calendar

- Homework reminders.
- Other key events e.g. holidays & exam dates

The screenshot displays a mobile application interface with a dark sidebar on the left and a main content area on the right. The sidebar contains a list of menu items: Home, School Details, Messages, Calendar (highlighted in blue), SIMS Options, and a list of student names: Yacob, Yonas, Rebekah, and Henock. The main content area shows a calendar for June and July 2024. At the top, it says 'June' with a dropdown arrow and a 'Refresh' button. Below this, it shows 'Today' as '21st June 2024' with the text 'Nothing planned.' The next day, 'Monday 24th June 2024', has a red circular event icon for 'Geography Mock Exam Revision' with 'Homework' as a sub-item. The following day, 'Monday 22nd July 2024', has two events: 'End of Summer Term' (Term) and 'Inset Day' (Inset Day). 'Tuesday 23rd July 2024' has an event for 'Start of Summer Holiday' (Holiday). 'Wednesday 31st July 2024' has two red circular event icons for 'Paper 2: Part B: Changing Economic ...' (Homework) and 'Paper 2: Part C: Resource Manageme...' (Homework).

Child's Information

- Once a child has been selected you will have access to various key information.

Conduct

Achievements



0 this week

Behaviour



0 this week

Homework



pieces set
50 overdue

Timetable



Reports



No data available

Data Collection



Activities



26 Invites

Conduct

- Click on **CONDUCT** to see a summary of achievement and behaviour points issued to your child by their subject teacher.

Friday

21st June 2024

+3

High level of engagement

Awarded by Mrs A V Collins
(added in ClassCharts, 1032806871)
[Wonde:A260389114]

+1

High level of engagement

Awarded by Mrs L Firth
(added in ClassCharts, 1032684358)
[Wonde:A557366205]

+3

High level of engagement

Awarded by Mrs L Firth
(added in ClassCharts, 1032684273)
[Wonde:A1028096226]

Thursday

20th June 2024

+3

High level of engagement

Awarded by Mrs S Eagleton
(added in ClassCharts, 1032147919)
[Wonde:A1063125540]

+3

High level of engagement

Awarded by Mrs S Eagleton
(added in ClassCharts, 1032147788)
[Wonde:A1985309717]

Homework

- Click on **Homework** then click the relevant one and it will open that specific homework task.
- If you move the toggle from 'Due' to 'Handed In' you can see what has been submitted and see any teacher comments and grades.

Due	<input checked="" type="checkbox"/> Handed In	Refresh
Today		24th June 2024
Wednesday		12th June 2024
Hist - Persecution of Minorities Set by Mr T Dalton on 10th June 2024		
Tuesday		4th June 2024
Eng - English Homework 11 Set by Ms R Sutcliffe on 22nd May 2024		
Tuesday		14th May 2024
Eng - English Homework 10 Set by Ms R Sutcliffe on 30th April 2024		
Friday		10th May 2024
Hist - Economic and work policies in Nazi... Set by Mr T Dalton on 3rd May 2024		
Monday		22nd April 2024
Hist - Year 10 interleaved 2 Set by Mr T Dalton on 15th April 2024		
Friday		19th April 2024
Science - Biology Practice Set by Mr M Shufflebottom on 12th April 2024		

Timetable

- You can see your child's **timetable** information.

Today

21st June 2024

Tutorial

Music 2 | Mr P S Kirk

08:45

09:00

Spanish

Humanities 4 | Miss S A Jacquemart

09:00

10:00

Hist

Humanities 1 | Mr T Dalton

10:00

11:00

Life Skill

Music 2 | Mr P S Kirk

11:00

11:25

Science

Science 6 | Mr M A Shufflebottom

11:25

12:25

Eng

English 1 | Ms R L Sutcliffe

12:45

14:15

Maths

Maths 1 | Mr A Ring










14:15

15:15

Activities

- Your child will have access to all the activities they have been invited to by their teachers.
- You can see which activity has been accepted by your child.

Invites










	SFA - Art Location Art 3	21-Jun(+5) 15:15
	Breakfast club Location Dining Hall	24-Jun(+21) 08:00
	Art and Textiles Homework Club Location Art 1	24-Jun(+5) 15:15
	Board Game Club Location Sc6	24-Jun(+5) 15:15
	History Revision Club Location HU5	24-Jun(+5) 15:15
	GLEE@NLC/School Show Location Music 1 & Hall	24-Jun(+9) 15:15
	Philosophy Club Location HU2	24-Jun(+5) 15:15
	Athletics Club Location PE/Outside	24-Jun(+5) 15:15
	Creative Writing Club Location English 1	24-Jun(+4) 15:15

Data Collection

•If you ever need to change any relevant information, make the relevant change and then click on **Submit**.

 Submit

•The change will automatically be sent to the school office for processing.

	Student Information No changes	>
	Addresses No changes	>
	Telephones & Emails No changes	>
	Medical Details No changes	>
	Cultural Information No changes	>
	Dietary Needs No changes	>
	Nationality & Passports No changes	>
	Travel No changes	>
	Parental Consent No changes	>

Contacts

Download the App or go online....



www.sims-parent.co.uk

You can access...

The school


- The schools calendar – terms dates
- School diary events – notifications
- Update your family information

Notifications

- Homework due
- School diary events
- Attendance summary
- Conduct

Your child

- Detailed calendar – all events for your child
- Day to day timetable
- Homework
- Assessment grades
- School reports
- Attendance history



Who to contact?

In the event of **technical issues** or any other queries with the **SIMs Parent App**, contact the school on the email below:

sims.support@nlconline.org.uk