

School Name

Netherhall Learning Campus



Activity Survey 2022: Netherhall Learning Campus



Activity Survey 2022

Status Grouping	Count	% GT
<input type="checkbox"/> Education	124	86.11%
A Level	47	32.64%
Level 2	26	18.06%
Level 3	26	18.06%
Level 1	20	13.89%
Entry Level	4	2.78%
Other Qualification	1	0.69%
<input type="checkbox"/> Employment and Training	14	9.72%
Apprenticeship	8	5.56%
Employment + non accredited training	4	2.78%
Employment without training	2	1.39%
<input type="checkbox"/> Unknown	4	2.78%
Current situation not known	3	2.08%
Cannot be contacted - no current address	1	0.69%
<input type="checkbox"/> NEET Group	2	1.39%
NEET - not yet ready for work / learning	1	0.69%
NEET - Seeking EET	1	0.69%
Total	144	100.00%

Activity Survey 2021

Status Grouping	Count	% GT
<input type="checkbox"/> Education	120	92.31%
A Level	43	33.08%
Entry Level	2	1.54%
Level 1	17	13.08%
Level 2	26	20.00%
Level 3	31	23.85%
Other Qualification	1	0.77%
<input type="checkbox"/> Employment and Training	8	6.15%
Apprenticeship	7	5.38%
Employment without training	1	0.77%
<input type="checkbox"/> NEET Group	2	1.54%
NEET Not available to labour market/learning - illness	1	0.77%
NEET Not available to labour market/learning - pregnancy	1	0.77%
Total	130	100.00%

Activity Survey 2020

Status Grouping	Count	% GT
<input type="checkbox"/> Education	85	91.40%
A Level	25	26.88%
Entry Level	2	2.15%
Level 1	11	11.83%
Level 2	20	21.51%
Level 3	27	29.03%
<input type="checkbox"/> Employment and Training	4	4.30%
Part Time Employment	1	1.08%
Re-Engagement Provision	1	1.08%
Traineeship	2	2.15%
<input type="checkbox"/> NEET Group	1	1.08%
NEET - Seeking EET	1	1.08%
<input type="checkbox"/> Unknown	3	3.23%
Current situation not known	3	3.23%
Total	93	100.00%

Activity Survey 2019

Status Grouping	Count	% GT
<input type="checkbox"/> Education	84	85.71%
A Level	20	20.41%
Entry Level	3	3.06%
Level 1	17	17.35%
Level 2	21	21.43%
Level 3	22	22.45%
Other Qualification	1	1.02%
<input type="checkbox"/> Employment and Training	8	8.16%
Apprenticeship	7	7.14%
Part Time Employment	1	1.02%
<input type="checkbox"/> NEET Group	5	5.10%
NEET - not yet ready for work / learning	3	3.06%
NEET - Seeking EET	1	1.02%
NEET Not available to labour market/learning - illness	1	1.02%
<input type="checkbox"/> Unknown	1	1.02%
Cannot be contacted - no current address	1	1.02%
Total	98	100.00%

Activity Survey Destination Measure	Count	% GT
Meeting the Duty	132	91.67%
Not Meeting the Duty	12	8.33%
Total	144	100.00%

Activity Survey Destination Measure	Count	% GT
Meeting the Duty	127	97.69%
Not Meeting the Duty	1	0.77%
Temporary Break	2	1.54%
Total	130	100.00%

Activity Survey Destination Measure	Count	% GT
Meeting the Duty	87	93.55%
Not Meeting the Duty	5	5.38%
Working Towards	1	1.08%
Total	93	100.00%

Activity Survey Destination Measure	Count	% GT
Meeting the Duty	91	92.86%
Not Meeting the Duty	6	6.12%
Temporary Break	1	1.02%
Total	98	100.00%

School Name

Netherhall Learning Campus

2022 Pupil Premium Destinations: Netherhall Learning Campus

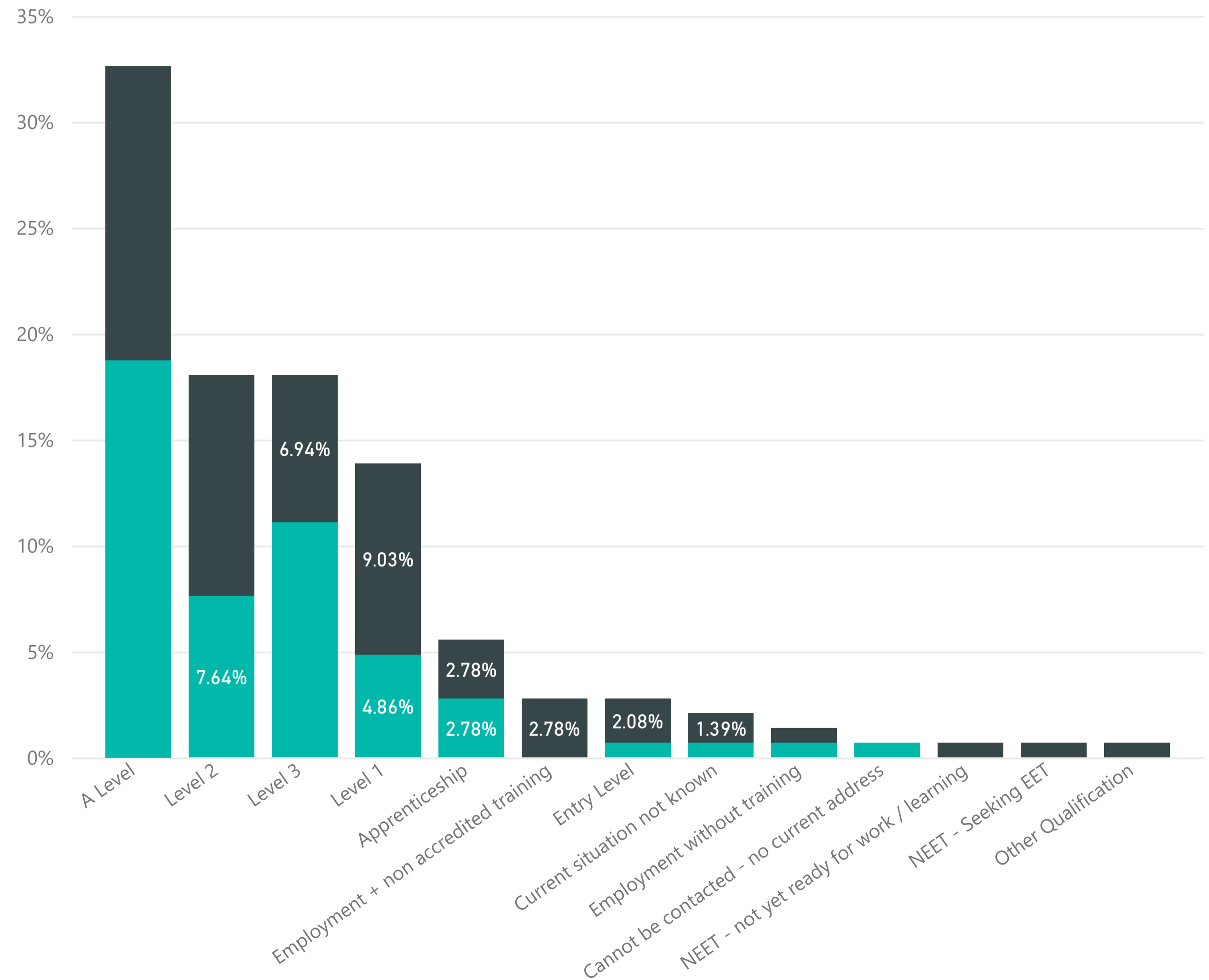


2022 Pupil Premium Destinations

Pupil Premium Destination	No		Yes		Total	
	Count	%	Count	%	Count	%
A Level	27	39.13%	20	26.67%	47	32.64%
Apprenticeship	4	5.80%	4	5.33%	8	5.56%
Cannot be contacted - no current address	1	1.45%			1	0.69%
Current situation not known	1	1.45%	2	2.67%	3	2.08%
Employment + non accredited training			4	5.33%	4	2.78%
Employment without training	1	1.45%	1	1.33%	2	1.39%
Entry Level	1	1.45%	3	4.00%	4	2.78%
Level 1	7	10.14%	13	17.33%	20	13.89%
Level 2	11	15.94%	15	20.00%	26	18.06%
Level 3	16	23.19%	10	13.33%	26	18.06%
NEET - not yet ready for work / learning			1	1.33%	1	0.69%
NEET - Seeking EET			1	1.33%	1	0.69%
Other Qualification			1	1.33%	1	0.69%
Total	69	100.00%	75	100.00%	144	100.00%

2022 Pupil Premium Destinations

Pupil Premium ● No ● Yes



Participation

Pupil Premium Activity Survey Destination Measure	No		Yes		Total	
	Count	%	Count	%	Count	%
Meeting the Duty	66	95.65%	66	88.00%	132	91.67%
Not Meeting the Duty	3	4.35%	9	12.00%	12	8.33%
Total	69	100.00%	75	100.00%	144	100.00%

School Name

Netherhall Learning Campus

2022 SEN Destinations: Netherhall Learning Campus

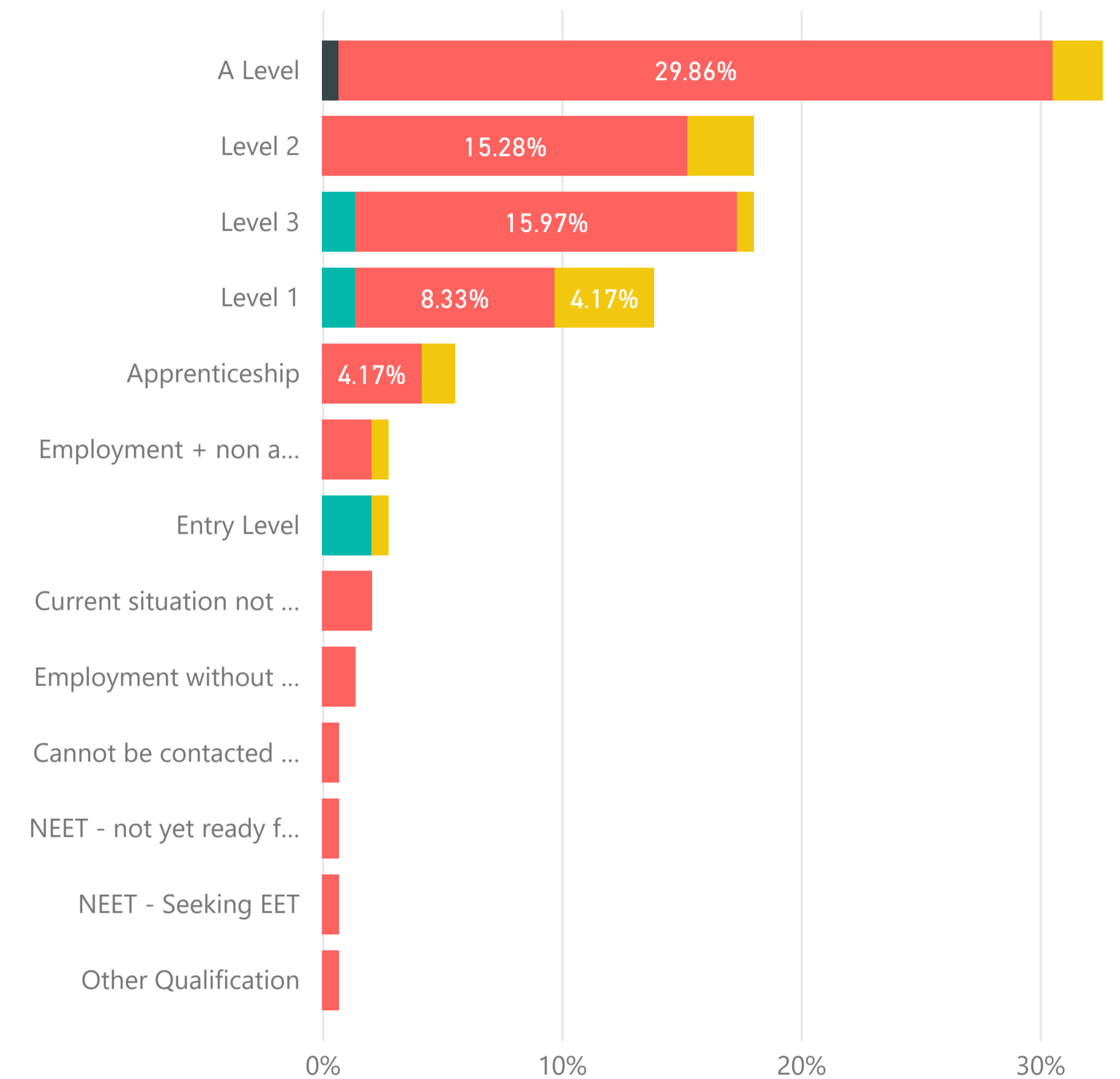


2022 SEN Destinations

SEND Grouping Destination	Education, Health & Care Plan		EHCP Ceased		No SEND		SEN Support (Internal to School)		Total	
	Count	%	Count	%	Count	%	Count	%	Count	%
A Level			1	100.00%	43	36.44%	3	16.67%	47	33.33%
Apprenticeship					6	5.08%	2	11.11%	8	5.56%
Cannot be contacted - no current address					1	0.85%			1	0.70%
Current situation not known					3	2.54%			3	2.14%
Employment + non accredited training					3	2.54%	1	5.56%	4	2.86%
Employment without training					2	1.69%			2	1.43%
Entry Level	3	42.86%					1	5.56%	4	2.86%
Level 1	2	28.57%			12	10.17%	6	33.33%	20	14.29%
Level 2					22	18.64%	4	22.22%	26	18.57%
Level 3	2	28.57%			23	19.49%	1	5.56%	26	18.57%
NEET - not yet ready for work / learning					1	0.85%			1	0.70%
NEET - Seeking EET					1	0.85%			1	0.70%
Other Qualification					1	0.85%			1	0.70%
Total	7	100.00%	1	100.00%	118	100.00%	18	100.00%	144	100.00%

2022 SEN Destinations

SEND Grouping ● Education, Health & Ca... ● EHCP Ceased ● No SEND ● SEN Support (Internal...)



School Name

Netherhall Learning Campus

2022 Gender by Destination: Netherhall Learning Campus

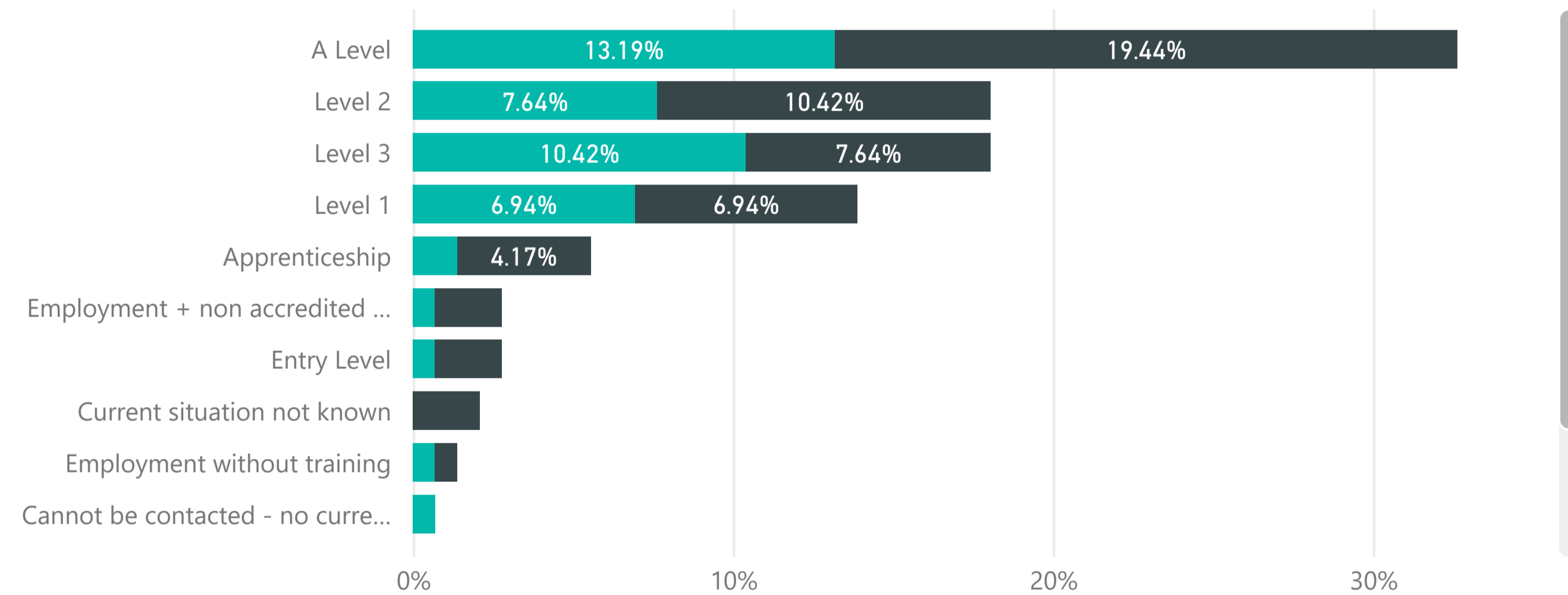


2022 Gender by Destination

Gender Destination	Female Count	Female %	Male Count	Male %	Total Count	Total %
A Level	19	30.65%	28	34.15%	47	32.64%
Apprenticeship	2	3.23%	6	7.32%	8	5.56%
Cannot be contacted - no current address	1	1.61%			1	0.69%
Current situation not known			3	3.66%	3	2.08%
Employment + non accredited training	1	1.61%	3	3.66%	4	2.78%
Employment without training	1	1.61%	1	1.22%	2	1.39%
Entry Level	1	1.61%	3	3.66%	4	2.78%
Level 1	10	16.13%	10	12.20%	20	13.89%
Level 2	11	17.74%	15	18.29%	26	18.06%
Level 3	15	24.19%	11	13.41%	26	18.06%
NEET - not yet ready for work / learning			1	1.22%	1	0.69%
NEET - Seeking EET			1	1.22%	1	0.69%
Other Qualification	1	1.61%			1	0.69%
Total	62	100.00%	82	100.00%	144	100.00%

2022 Gender by Destination

Gender ● Female ● Male



School Name

Netherhall Learning Campus

2022 Ethnicity by Destination: Netherhall Learning Campus



2022 Ethnicity by Destination

Ethnicity Destination	African		Any Other Asian Background		Any Other Ethnic Group		Any Other Mixed/Multiple Ethnic Background		Any Other White Background		Caribbean		Information not obtained		Pakistani		White & Asian		White & Black African		White Caribbean
	Count	%	Count	%	Count	%	Count	%	Count	%	Count	%	Count	%	Count	%	Count	%	Count	%	Count
A Level	1	25.00%	2	100.00%					3	75.00%			1	25.00%	8	88.89%			2	66.67%	
Apprenticeship											1	33.33%	1	25.00%							
Cannot be contacted - no current address													1	25.00%							
Current situation not known																					
Employment + non accredited training																					
Employment without training							1	50.00%													
Entry Level																					
Level 1						1	25.00%										1	50.00%	1	33.33%	
Level 2	2	50.00%			2	50.00%					1	33.33%			1	11.11%	1	50.00%			
Level 3	1	25.00%			1	25.00%	1	50.00%	1	25.00%	1	33.33%	1	25.00%							
NEET - not yet ready for work / learning																					
NEET - Seeking EET																					
Other Qualification																					
Total	4	100.00%	2	100.00%	4	100.00%	2	100.00%	4	100.00%	3	100.00%	4	100.00%	9	100.00%	2	100.00%	3	100.00%	

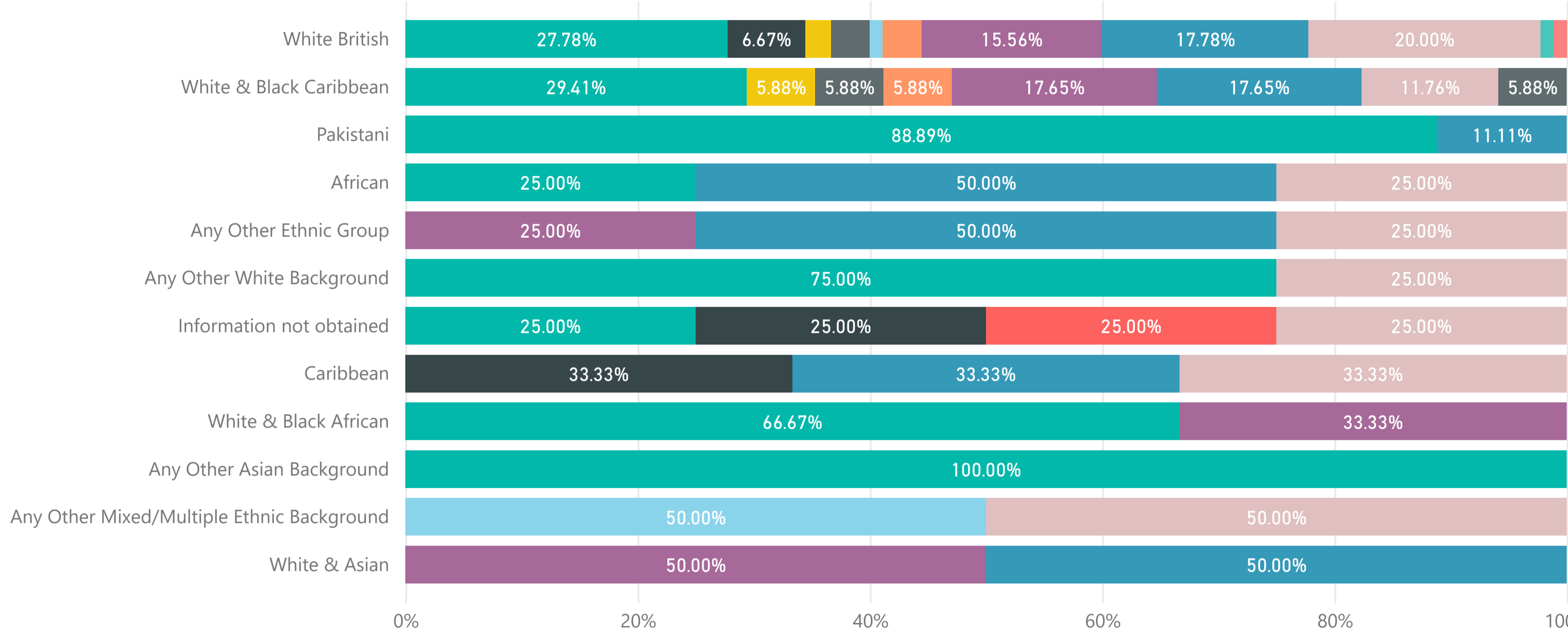


2022 Ethnicity by Destination: Netherhall Learning Campus

School Name
Netherhall Learning Campus

2022 Ethnicity by Destination

Destination ● A Level ● Apprentice... ● Cannot be ... ● Current sit... ● Employme... ● Employme... ● Entry Level ● Level 1 ● Level 2 ● Level 3 ● NEET - not ... ● NEET - See...



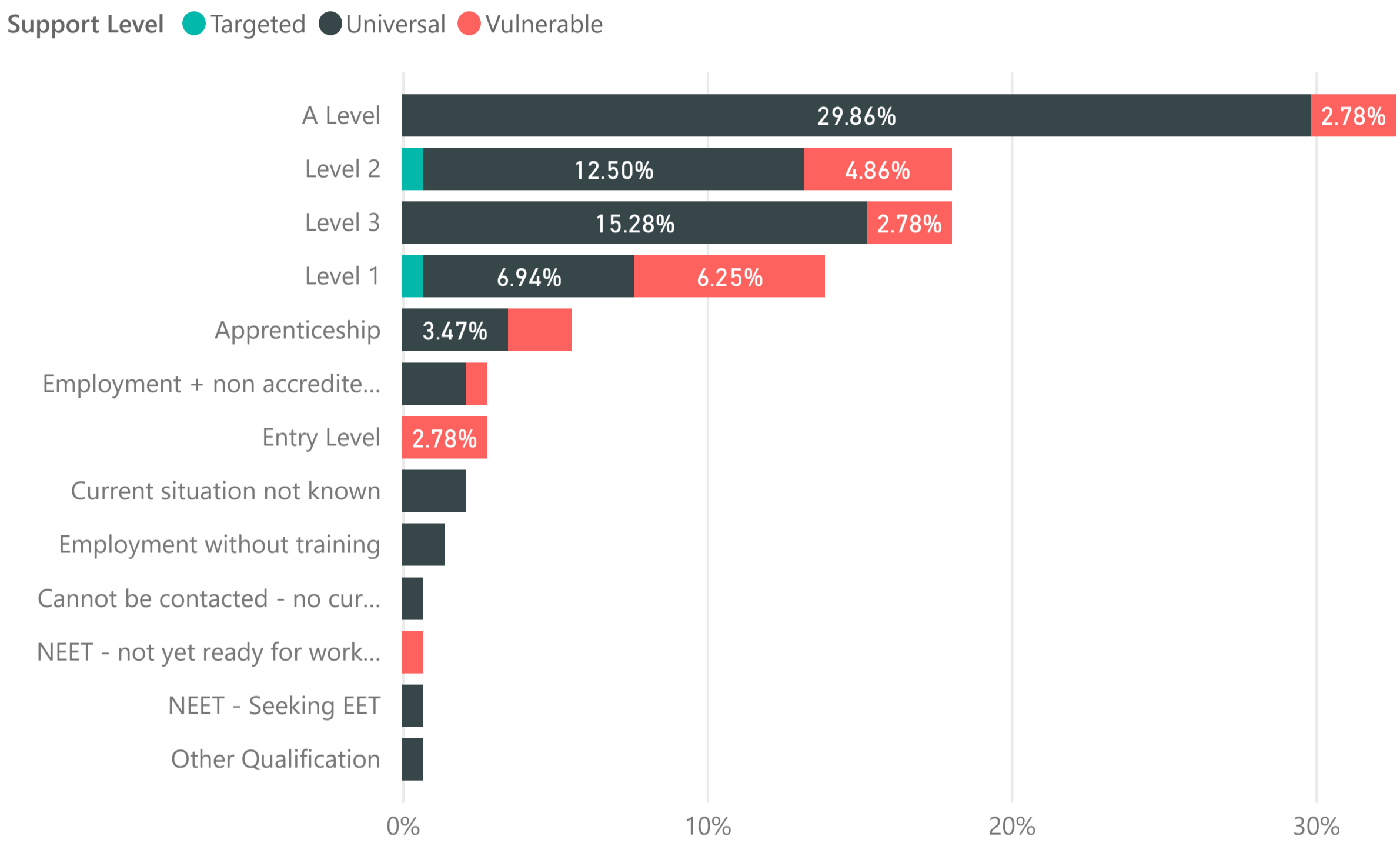
Ethnicity	Count	% GT
African	4	2.78%
Any Other Asian Background	2	1.39%
Any Other Ethnic Group	4	2.78%
Any Other Mixed/Multiple Ethnic Background	2	1.39%
Any Other White Background	4	2.78%
Caribbean	3	2.08%
Information not obtained	4	2.78%
Pakistani	9	6.25%
White & Asian	2	1.39%
White & Black African	3	2.08%
White & Black Caribbean	17	11.81%
White British	90	62.50%
Total	144	100.00%

2022 Support Level Destinations: Netherhall Learning Campus



2022 Support Level Destinations

Support Level Destination	Targeted Count	Targeted %	Universal Count	Universal %	Vulnerable Count	Vulnerable %	Total Count	Total %
A Level			43	39.45%	4	12.12%	47	32.64%
Apprenticeship			5	4.59%	3	9.09%	8	5.56%
Cannot be contacted - no current address			1	0.92%			1	0.69%
Current situation not known			3	2.75%			3	2.08%
Employment + non accredited training			3	2.75%	1	3.03%	4	2.78%
Employment without training			2	1.83%			2	1.39%
Entry Level					4	12.12%	4	2.78%
Level 1	1	50.00%	10	9.17%	9	27.27%	20	13.89%
Level 2	1	50.00%	18	16.51%	7	21.21%	26	18.06%
Level 3			22	20.18%	4	12.12%	26	18.06%
NEET - not yet ready for work / learning					1	3.03%	1	0.69%
NEET - Seeking EET			1	0.92%			1	0.69%
Other Qualification			1	0.92%			1	0.69%
Total	2	100.00%	109	100.00%	33	100.00%	144	100.00%



School Name

Netherhall Learning Campus

2022 Education Destinations: Netherhall Learning Campus

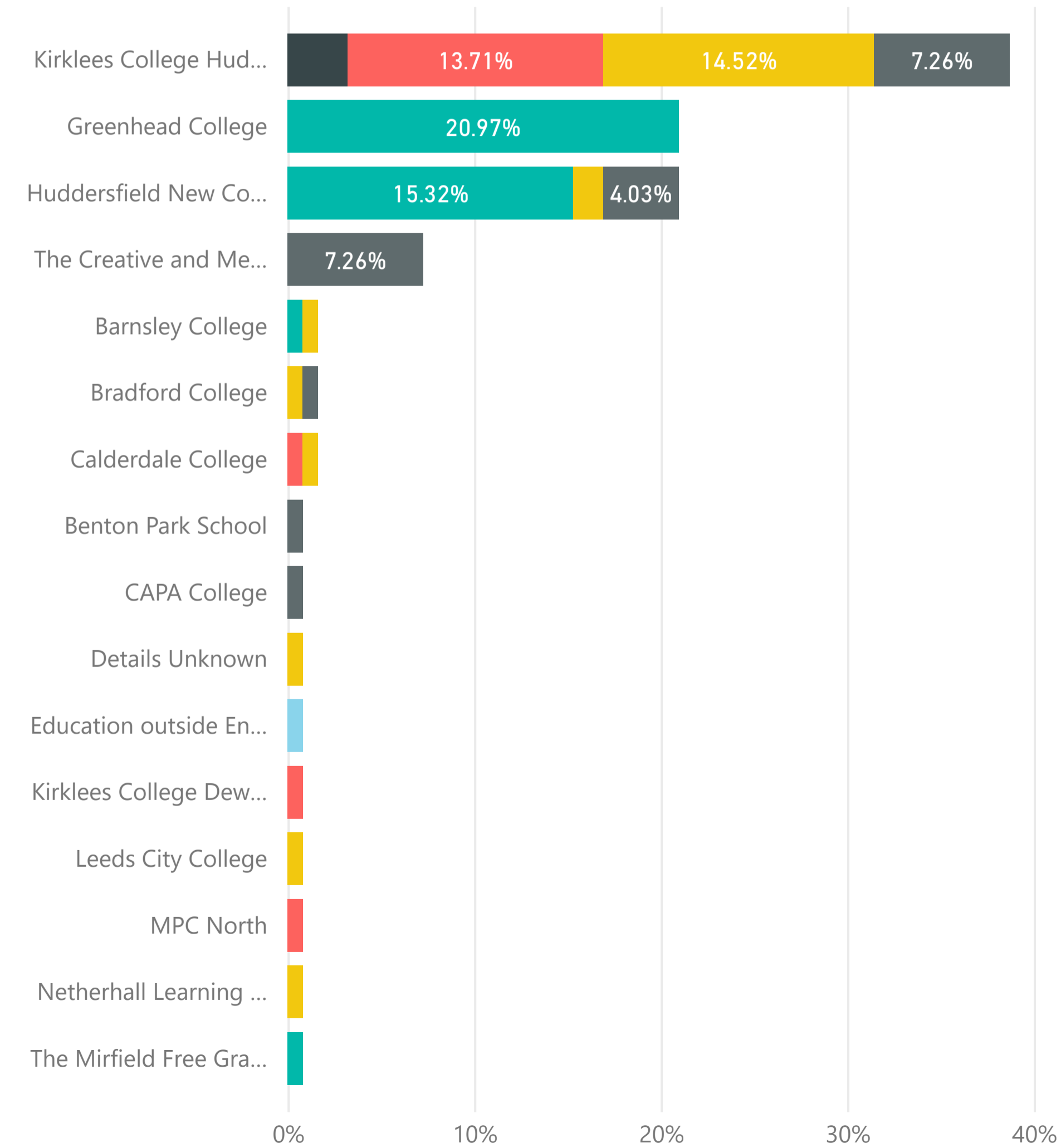


2022 Education Destinations

Destination Activity Survey Organisation	A Level		Entry Level		Level 1		Level 2		Level 3		Other Qualification		Total Count
	Count	%	Count	%	Count	%	Count	%	Count	%	Count	%	
Barnsley College	1	2.13%					1	3.85%					2
Benton Park School									1	3.85%			1
Bradford College							1	3.85%	1	3.85%			2
Calderdale College					1	5.00%	1	3.85%					2
CAPA College									1	3.85%			1
Details Unknown							1	3.85%					1
Education outside England											1	100.00%	1
Greenhead College	26	55.32%											26
Huddersfield New College	19	40.43%					2	7.69%	5	19.23%			26
Kirklees College Dewsbury Centre					1	5.00%							1
Kirklees College Huddersfield Centre			4	100.00%	17	85.00%	18	69.23%	9	34.62%			48
Leeds City College							1	3.85%					1
MPC North					1	5.00%							1
Netherhall Learning Campus							1	3.85%					1
The Creative and Media Studio School at NLC									9	34.62%			9
The Mirfield Free Grammar & Sixth Form	1	2.13%											1
Total	47	100.00%	4	100.00%	20	100.00%	26	100.00%	26	100.00%	1	100.00%	124

2022 Education Destinations

Destination ● A Level ● Entry Level ● Level 1 ● Level 2 ● Level 3 ● Other Qualification



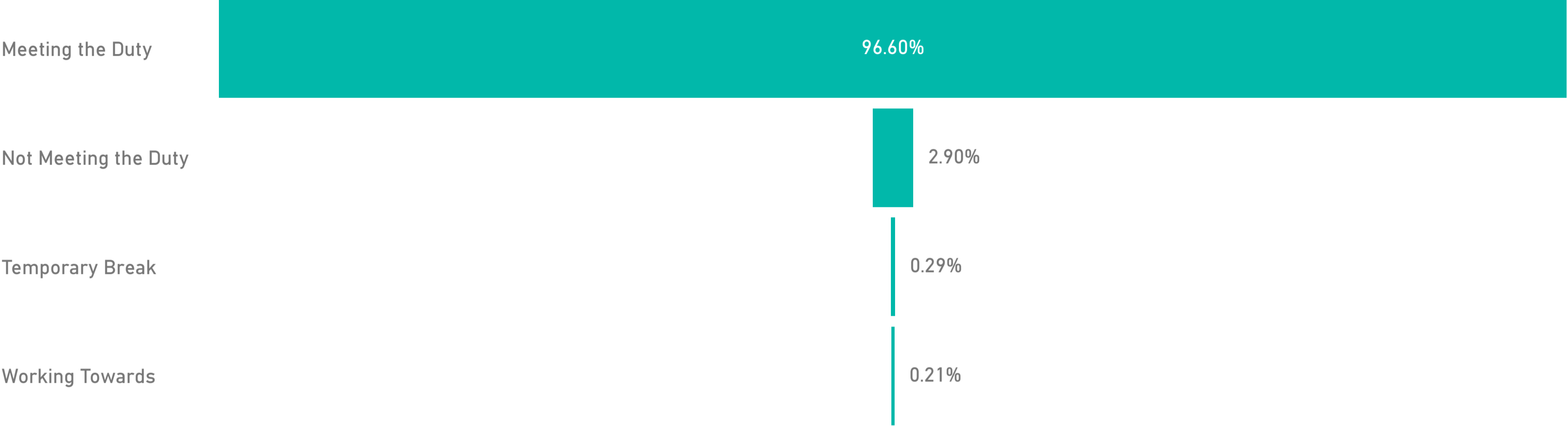


2022 Participation: Kirklees

School Name

Netherhall Learning Campus

Activity Survey Destination Measure	Count	%
Meeting the Duty	5001	96.60%
Not Meeting the Duty	150	2.90%
Temporary Break	15	0.29%
Working Towards	11	0.21%
Total	5177	100.00%



School Name

Netherhall Learning Campus



2022 Activity Survey: Kirklees



LA Table

Status Grouping	Count	% GT
Education	4740	91.56%
A Level	2405	46.46%
Entry Level	100	1.93%
GCSE	22	0.42%
Level 1	474	9.16%
Level 2	795	15.36%
Level 3	818	15.80%
Other Qualification	53	1.02%
Part Time Education	1	0.02%
T Level	72	1.39%
Employment and Training	333	6.43%
Apprenticeship	244	4.71%
Employment + non accredited training	25	0.48%
Employment +accredited training/pt study	6	0.12%
Employment without training	20	0.39%
Other Training eg. private training organisation	1	0.02%
Part Time Employment	10	0.19%
Re-Engagement Provision	10	0.19%
Self Employment	2	0.04%
Temporary Employment	4	0.08%
Traineeship	11	0.21%
NEET Group	78	1.51%
NEET - not yet ready for work / learning	16	0.31%
NEET - Seeking EET	42	0.81%
NEET Not available to labour market/learning - illness	12	0.23%
NEET Not available to labour market/learning - other reason	4	0.08%
NEET Not available to labour market/learning - parent	1	0.02%
NEET Not available to labour market/learning - pregnancy	2	0.04%
NEET Start date agreed (RPA compliant)	1	0.02%
Unknown	26	0.50%
Cannot be contacted - no current address	4	0.08%
Current situation not known	22	0.42%
Total	5177	100.00%

School Table

Status Grouping	Count	% GT
<input type="checkbox"/> Education	124	86.11%
A Level	47	32.64%
Entry Level	4	2.78%
Level 1	20	13.89%
Level 2	26	18.06%
Level 3	26	18.06%
Other Qualification	1	0.69%
<input type="checkbox"/> Employment and Training	14	9.72%
Apprenticeship	8	5.56%
Employment + non accredited training	4	2.78%
Employment without training	2	1.39%
<input type="checkbox"/> NEET Group	2	1.39%
NEET - not yet ready for work / learning	1	0.69%
NEET - Seeking EET	1	0.69%
<input type="checkbox"/> Unknown	4	2.78%
Cannot be contacted - no current address	1	0.69%
Current situation not known	3	2.08%
Total	144	100.00%

